


# 10kg Auto Dose Front Load Washing Machine

## OFLW1000AW

**omega**



**Designed to Enhance**  
EST. 1981















# Introducing your new Front Load Washing Machine

## Before First Use

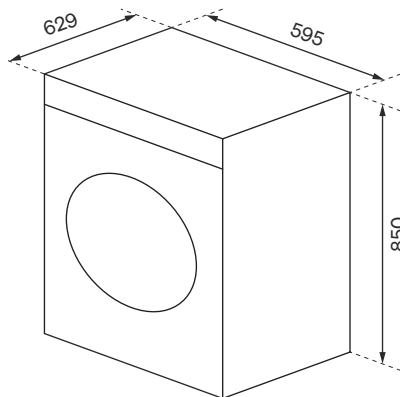
Before using your appliance for the first time:

- Ensure the appliance is correctly installed as per the installation instructions in your User Manual: pages 08–09.
- The transport bolts have been removed from the rear.
- Clean your appliance before first use. To remove any residual water and to neutralise potential odours from the manufacturing process, we recommend to clean the inner drum by running the “Drum Clean” program. Do not to put laundry and detergent in the machine when performing the Drum Clean program.
- Please check your laundry care labels and the detergent use instructions before wash.












## Washing Programs

	Personalised		Quick 45' / 15'
	Cotton		Steam Shield
	Synthetic		Cotton ECO
	Mix		20 °C
	Baby		Wool
	Sportswear		Spin Only
	Denim		Drum Clean

## Dimensions



## Additional Functions

	Pre Wash		Auto Dose
	Extra Rinse		Washing Temp
	Speed Wash		Spin Speed
	Stain Solve		Reload
	Delay Start		Child Lock
	Mute		

For a detailed explanation on each program and function, please refer to your supplied user manual, pages 11–17.

## Details

Product Dimensions (W, D, H mm): 595 × 629 × 850  
Warranty Period: 3 Years

## Support

Telephone: 1300 11 HELP (4357)  
Email: [support@residentialgroup.com.au](mailto:support@residentialgroup.com.au)

